



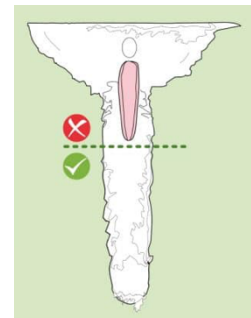
Lambs must be born between 1st June – 31st July hand reared and in the child's care by 14 days old.

Ideally the lamb should be chosen between 3 - 5 days after birth. This allows the lamb to have its mother's colostrum, which gives protection against diseases and is high in both vitamins and minerals. On occasions, lambs have been rejected by its mother, are orphaned or are one of triplets (and one is removed from its mother), in these cases, the lamb may not have received colostrum. Colostrum can be purchased from a vet and can be kept frozen or a small bag of Jumpstart Colostrum powder from farm supplies.

Lambs need to be kept warm, with a clean dry bed to sleep in. New lambs sleep most of the time between feeds. You can put your lamb outside when it is warm and sunny, but otherwise keep it inside out of the cold wind and rain as it has no mother to snuggle up to, to keep warm. You may wish to use a cover when it is small, as it will grow better if it is not using energy to keep warm. Your lamb will see you as family, so spend lots of time playing with them.

A healthy lamb should have a dry small navel, lively movements and clear bright eyes. There is no judging on breed or type of lambs.

Your lamb will need to have its tail docked (a rubber ring paced around the tail). This can be done from a week old, the sooner the better, before the tail gets too big. Leave enough tail on so that it covers the vulva in ewes and a similar length in rams.




If a ram lamb is chosen, he can be wethered with a rubber ring from 1 week old; otherwise he may become aggressive as he reaches maturity. Ensure both testicles are down before releasing the ring. Ram lambs are permitted for Ag Day.

Take note of your lamb's date of birth as it is required for the entry form.

Approximate Rearing Guide

- 2 X 10 kg bags of Milk Powder.
- 2 X lamb teats (it pays to have a spare as they perish).
- 2 X bottles (a "V bottle" is ideal, glass is more hygienic than plastic)
- Pellets or meal (from approx. 3-4 weeks).
- Collar and lead.
- Drench.
- Vaccine.
- Cover (optional).



Feeding

Lamb milk powders will meet the needs of your lamb. Lamb teats that can be screwed onto a bottle or lamb feeding bottles are available from vets and farming outlet stores.

Mixing and feeding instructions are clearly written on the bag. Avoid sudden changes in the type (brand), quantity or temperature of milk or milk powder. For best results, feed your lamb milk until Ag Day.

When feeding your lamb in the first 5 days, watch that its tummy doesn't get overly distended. As a guide, feed 20% of bodyweight daily, split into 5 small feeds. E.g. a 3 kg lamb needs 600 mls per day fed at 120 mls per feed. Thoroughly clean bottles and teats after each feed. Always have a new teat on hand and regularly check the flow before each feed, milk should never pour out.

Supplement the milk with a lamb or multi-feed pellet and keep moving your lamb so that it has access to fresh grass every day.

Amounts to Feed

Age	Lambs	Frequency
1-2 days	100 ml	6 x per day
3-7 days	250 ml	4 x per day
1-3 weeks	300 ml	3 x per day
3-6 weeks	500 ml	2-3 x per day
>6 weeks	1000 ml	1-2 x per day

Important Notes - Poisonous Plants

Lambs have a love of garden plants; however they are unable to determine which are poisonous.

Some examples of poisonous plants include:

- Buxus (box hedging), many plants in the Forget-me-not family, Bracken/rarauhe, erica or rhododendron, camellia, daphne, azalea, daffodil, delphiniums, snowflake, snowdrops, hyacinths, hemlock, cress, red maple, oak, oleander, arum lily, ivy, five finger, swan plant, heathers, lilies, poppies, clematis, cyclamen, poinsettia, titoki, fox-gloves, snapdragons and rhubarb leaves.

Vaccination & Drenching

If the mother of your lamb was not vaccinated with a 5-in-1 one month prior to lambing, or if you do not know if she was vaccinated, the lamb should be vaccinated with a lamb vaccine or PK/Antitet from 1 week old.

If the lamb has come from a vaccinated mother and has had adequate colostrum in the first day of its life, it will have protection for about 3 months.

Your lamb should be vaccinated with a 5-in-1 vaccine at weaning (3 months) and then given a booster shot 1 month later and thereafter, once a year. This vaccine prevents Pulpy lambney Disease, tetanus, black disease, malignant oedema and blackleg.

Drench at about 4-6 weeks old and again at 10 weeks. Vets recommend an oral drench for young animals.

Lice Control

Lice are a common problem. Lice treatments includes Permaxin and Cypercure and is available from a vet clinic. It helps to brush the lamb daily to remove the dead lice eggs. If your lamb gets lice, you will need to isolate it from other livestock.

Daily care

- Regular feeding
- Wash its face to remove any milk residue
- Walk it on a lead and play with it
- Practice calling your lamb before each feed

Points to Remember

- Lambs should NOT be brushed and it is prohibited for Ag Day
- Hooves should be clean and trimmed
- Light dagging is permitted to tidy up around the lambs rear end but no trimming
- Hair around the hooves should be clipped
- Make sure the lambs face and ears are clean
- NEVER use soap/shampoo as it will remove the natural oils from the lambs wool. If the lamb is very dirty you can wash excess dirt off with warm water.

Judging

Generally ribbons are allocated in three age groups - Junior, Intermediate and Senior; then overall winner in the following categories.

- **Rearing** - and condition of the lamb. This is judged on the lamb size for its age, so you need to know its date of birth. The lamb is also judged for excellent health.
- **Leading** - lambs need to walk through the course without dragging or pushing. Your lamb must walk beside you; stop when you stop and wait 5 seconds then start off again when you walk off.
- **Calling** - (Most Obvious Pet) the steward will hold your lamb while you walk approximately 10 metres away. Using your usual voice call the lamb - loudly and clearly. You must be able to hook its lead back on. It is best to only give the lamb half its milk on Ag Day morning, the lambs lead and call better. When you have finished give the lamb the rest of its bottle.

To Practice Leading

Newborn lambs have poor eyesight and will follow your voice - so talk to it often so it gets used to your voice. Call your lamb at feed times. They enjoy being patted and your company, after a while it will follow you everywhere. Before feeding put a collar on and lead your lamb, walking it on your right side with its shoulder by your leg. The lead is held firmly in the right hand and passes across the front of your body and the excess is coiled in your left hand. Adjust your pace to suit your lamb, never drag or pull you lamb or allow dogs to chase it. Be patient and only practice for a short time. Then give the bottle of milk as a reward - even if it didn't lead well. lambs learn quickly to walk alongside you and will start and stop when told.

You should know the age and general feeding requirements (how many times per day it is being fed) as the judges will ask.

Tips for Success

- You should always feed the lamb (Mum and Dad can assist younger children if required).
- Give your lamb a treat when leading and calling. Use the pellets or they often like raisins and bread (save the crusts and stale bread). Even a hug, pat and a few kind words help.
- Spend LOTS of time with your lamb so you build a bond and it will come when called.

- Set a course up at home and walk your lamb daily. Make sure you include a small fence post or piece of wood so that the lamb gets used to stepping over it. They mustn't touch the wood.
- Don't forget to take it's food and water requirements for the day.

After Ag Day

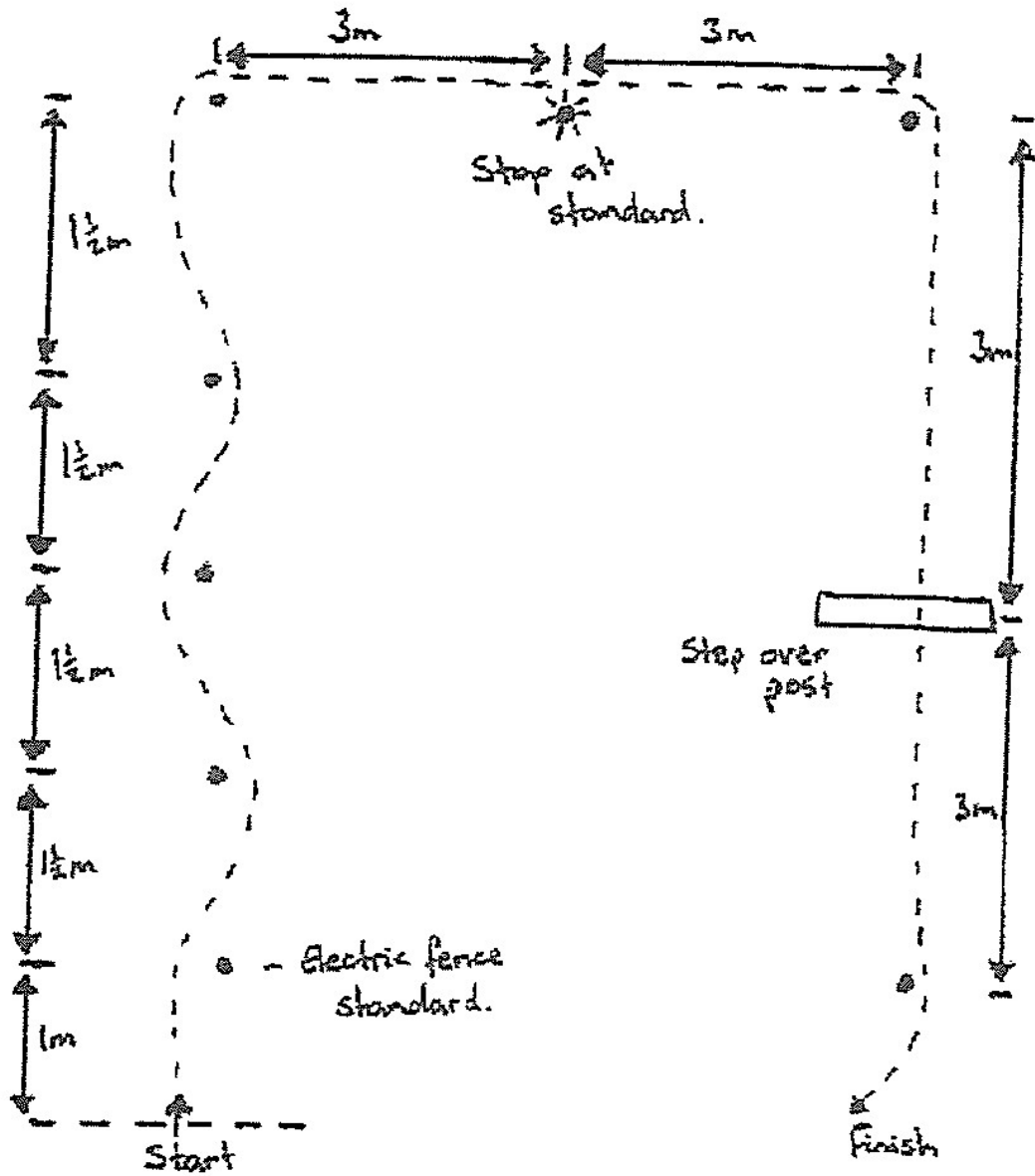
If your lamb is 8 weeks or older, it may be gradually weaned by cutting down its feeds. It is ok to water down the milk gradually. This encourages the lamb to eat more grass. It will take the lamb a while to adjust. It's important to keep playing with your lamb in the paddock as it gets used to the change in routine.

IF YOU HAVE ANY CONCERNS ABOUT THE HEALTH OF YOUR LAMB, PLEASE CONTACT FRANKLIN VETS. THEY ARE HAPPY TO GIVE ADVICE OVER THE PHONE ON WHETHER AN ANIMAL REQUIRES TREATMENT. DON'T LEAVE IT TOO LATE!



LAMB, KID

LEADING/CALLING COURSE



This is not to scale!