



Kids must be born between 1st June - 31st August, hand reared and in the child's care by 14 days old.

Ideally the kid should be chosen between 3 - 5 days after birth. This allows the kid to have its mother's colostrum, which gives protection against diseases and is high in both vitamins and minerals. On occasions, kids have been rejected by its mother, are orphaned or are one of triplets (and one is removed from its mother), in these cases, the kid may not have received colostrum. Colostrum can be purchased from a vet and can be kept frozen.

Kids need to be kept warm, with a clean dry bed to sleep in. New kids sleep most of the time between feeds. You can put your kid outside when it is warm and sunny, but otherwise keep it inside out of the cold wind and rain as it has no mother to snuggle up to, to keep warm. You may wish to use a cover when it is small, as it will grow better if it is not using energy to keep warm. Your kid will see you as family, so spend lots of time playing with them.

A healthy kid should have a dry small navel, lively movements and clear bright eyes. There is no judging on breed or type of kids.

If a buck kid is chosen, he can be weathered with a rubber ring from 1 week old; otherwise he may become smelly and possibly aggressive as he reaches maturity. Ensure both testicles are down before releasing the ring. Buck kids are permitted for Ag Day.

If kids are to be de-horned, they should be debudded by a vet at 2 weeks of age. Failure to do this at the correct age often results in horn re-growth. Dehorning adult goats is often very unsatisfactory.

Take note of your kid's date of birth as it is required for the entry form.

Approximate Rearing Guide

- 2 X 10 kg bags of Milk Powder.
- 2 X lamb teats (it pays to have a spare as they perish).
- 2 X bottles (a "V bottle" is ideal, glass is more hygienic than plastic)
- Pellets or meal (from approx. 3-4 weeks).
- Collar and lead.
- Drench.
- Vaccine.
- Cover (optional).

Feeding

Kid milk powders will meet the needs of you kid. Kid teats that can be screwed onto a bottle or comple kid feeding bottles are available from vets and farming outlet stores.

Mixing and feeding instructions are clearly written on the bag. Avoid sudden changes in the type (brand), quantity or temperature of milk or milk powder. For best results, feed your kid milk until Ag Day.

When feeding your kid in the first 5 days, watch that its tummy doesn't get overly distended. As a guide, feed 20% of bodyweight daily, split into 5 small feeds. E.g. a 3 kg kid needs 600 mls per day fed at 120 mls per feed. Thoroughly clean bottles and teats after each feed.

Supplement the milk or multi-feed pellet and keep moving your kid so that it has access to fresh grass every day. Your goat (depending on how old) should be around 10 kg by Ag Day.



Amounts to Feed

Age	Kid	Kids	Frequency
1-2 days	100 ml	100 ml	8 x per day
3-7 days	250 ml	250 ml	4 x per day
1-3 weeks	300 ml	350 ml	4 x per day
3-6 weeks	500 ml	600 ml	4 x per day
>6 weeks	1000 ml	1250 ml	1 x per day

Important Notes - Poisonous Plants

Kids have a love of garden plants; however they are unable to determine which are poisonous. Some examples of poisonous plants include:

- Buxus (box hedging), many plants in the Forget-me-not family, Bracken/rarauhe, erica or rhododendron, camellia, daphne, azalea, daffodil, delphiniums, snowflake, snowdrops, hyacinths, hemlock, cress, red maple, oak, oleander, arum lily, ivy, five finger, swan plant, heathers, lilies, poppies, clematis, cyclamen, poinsettia, titoki, fox-gloves, snapdragons and rhubarb leaves.



Vaccination & Drenching

If the mother of your kid was not vaccinated with a 5-in-1 one month prior to kidding, or if you do not know if she was vaccinated, the kid should be vaccinated with a kid vaccine or PK/Antitet from 1 week old.

If the kid has come from a vaccinated mother and has had adequate colostrum in the first day of its life, it will have protection for about 3 months.

Your kid should be vaccinated with a 5-in-1 vaccine at weaning (3 months) and then given a booster shot 1 month later and thereafter, once a year. This vaccine prevents Pulpy Kidney Disease, tetanus, black disease, malignant oedema and blackleg.

Drench at about 4-6 weeks old and again at 10 weeks. An oral lamb drench is suitable for goats.

Lice Control

Lice are a common problem. Lice treatments includes Permethrin and Cypercare and is available from a vet clinic. It helps to brush the kid daily to remove the dead lice eggs. If your kid gets lice, you will need to isolate it from other livestock.

Daily care

- Regular feeding
- Wash its face to remove any milk residue
- Walk it on a lead and play with it
- Brush it at least once a day
- Practice calling your kid before each feed

Points to Remember

- Hooves should be clean and trimmed
- Hair around the hooves should be clipped
- Trim long hair under its tail
- Brush it often to get a nice finish on the coat and to remove loose hair
- Make sure the kids face and ears are clean

- Kids may be washed with warm water only. NO soap/shampoo as it will remove the natural oils. They MUST NOT be shampooed for Ag Day.
- Ensure the collar is loosened regularly so it is not too tight, otherwise it will wear the hair off around its neck

Judging

Generally ribbons are allocated in three age groups - Junior, Intermediate and Senior; then overall winner in the following categories.

- **Rearing** - and condition of the kid. This is judged on the kid size for its age, so you need to know its date of birth. The kid is also judged for excellent health.
- **Leading** - Kids need to walk through the course without dragging or pushing. Your kid must walk beside you; stop when you stop and wait 5 seconds then start off again when you walk off.
- **Calling** - (Most Obvious Pet) the steward will hold your kid while you walk approximately 10 metres away. Using your usual voice call the kid - loudly and clearly. You must be able to hook its lead back on. It is best to only give the kid half its milk on Ag Day morning, the kids lead and call better. When you have finished give the kid the rest of its bottle.

To Practice Leading

Your kid needs to get used to you so talk to it often so it gets used to your voice. Call your kid at feed times. They enjoy being patted and your company, after a while it will follow you everywhere. Before feeding put a collar on and lead your kid, walking it on your right side with its shoulder by your leg. The lead is held firmly in the right hand and passes across the front of your body and the excess is coiled in your left hand. Adjust your pace to suit your kid, never drag or pull you kid or allow dogs to chase it. Be patient and only practice for a short time. Then give the bottle of milk as a reward - even if it didn't lead well. Kids learn quickly to walk alongside you and will start and stop when told.

You should know the age and general feeding requirements (how many times per day it is being fed) as the judges will ask.

Tips for Success

- You should always feed the kid (Mum and Dad can assist younger children if required).
- Give your kid a treat when leading and calling. Use the pellets or they often like raisins and bread (save the crusts and stale bread). Even a hug, pat and a few kind words help.
- Spend LOTS of time with your kid so you build a bond and it will come when called.
- Set a course up at home and walk your kid daily. Make sure you include a small fence post or piece of wood so that the kid gets used to stepping over it. They mustn't touch the wood.
- Don't forget to take it's food and water requirements for the day.


- Wash your kid on or before Ag Day and take a bucket, brushes, an old towel to clean it if it is dirty when you arrive.

After Ag Day

If your kid is 12 weeks or older, it may be gradually weaned by cutting down its feeds. It is ok to water down the milk gradually. This encourages the kid to eat more grass. It will take the kid a while to adjust. It's important to keep playing with your kid in the paddock as it gets used to the change in routine.

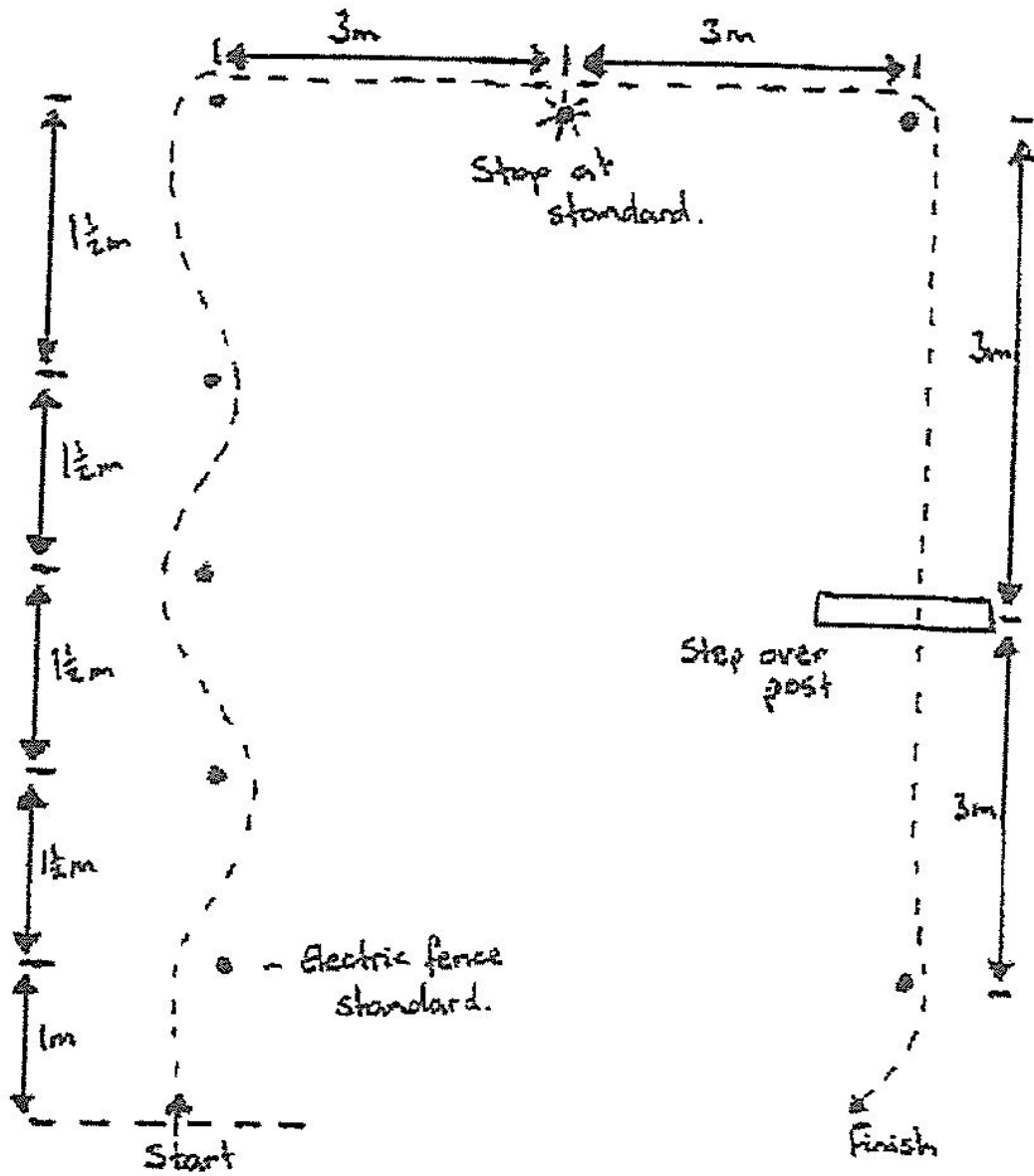
Goats require three monthly worming as they do not build a resistance to worms like sheep do. They need somewhere to get out of the rain as they do not have a fat layer to keep them warm like sheep and their hair is not waterproof like fleece. They must have water available at all times.

IF YOU HAVE ANY CONCERNS ABOUT THE HEALTH OF YOUR CALF, PLEASE CONTACT FRANKLIN VETS. THEY ARE HAPPY TO GIVE ADVICE OVER THE PHONE ON WHETHER AN ANIMAL REQUIRES TREATMENT. DON'T LEAVE IT TOO LATE!



LAMB, KID

LEADING/CALLING COURSE



This is not to scale!